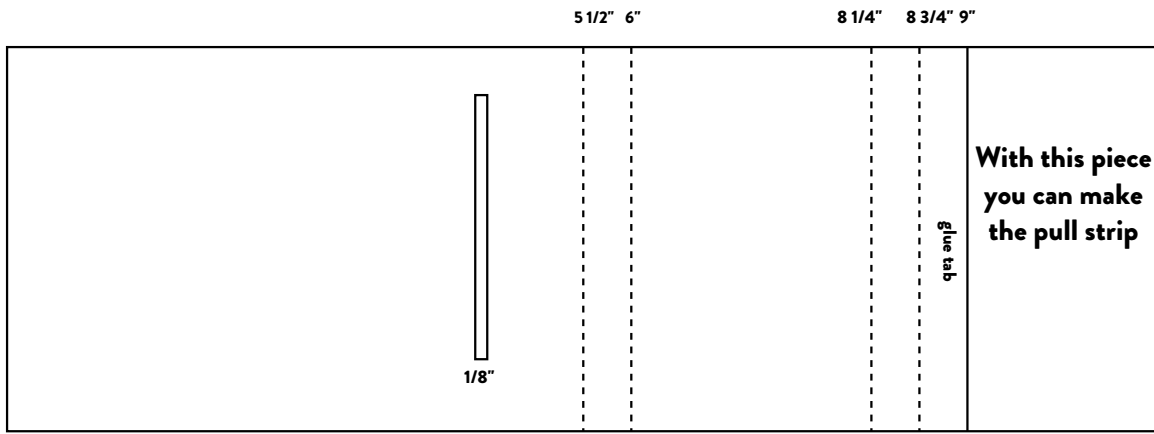


——— Cut  
 - - - - - Fold

4 1/4"

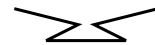
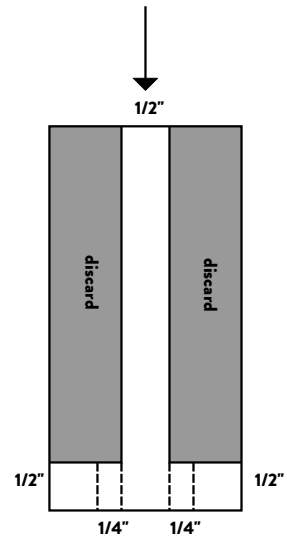


11"

I made the slit about 3/4 from the top and bottom edges, but it will depend on the chocolate you're going to put.

Behind the card, to hide the pull tab, glue an extra foiled card front, with the excess from the foil you used for the front.

I made a little box to contain the chocolate, about 3/8" height and a little more of the width of the chocolate. I glue it on the flaps. But maybe you can adhere the chocolate with double sided tape, but it's difficult to remove that way (I think).



Fold this way  
 and put it through the 1/8" slit  
 from the back of the card.

Tape the two flaps and cut the excess if they are too long